

V O L V O



Volvo Wheel Loaders 35.0-40.0 t 335 hp

# L200H HIGH LIFT

Volvo Construction Equipment





*This is for sure the biggest update from Volvo since the launch of the L160 High-Lift, some 40 years ago.*

**Tomas Larsson,**

Business developer at Wasa-Åkern AB (Sweden)



# LIFTING THE FORESTRY INDUSTRY

As the first manufacturer to offer a high-lift wheel loader back in 1974, we are delighted to present the new L200H High Lift. This is a machine which builds on the success of its predecessor, the L180H High-Lift, to boost productivity and lower operating costs in logging applications.





#### 4 reasons to choose a Volvo High-Lift Wheel Loader compared to traditional log handling machines:

##### **Increased storage capacity**

The high-lift arm system enables log stacks up to 6.9-meters high, optimizing space in the timber yard by up to 60% compared to a conventional wheel loader with timber grapple.

##### **Higher speed on rough terrain**

The four equally sized tires and articulated steering provide enhanced stability when travelling over adverse terrains at high speeds.

##### **Cheaper site preparation**

The wheel loader base can work on uneven surfaces, meaning there is no need for paved or concreted areas.

##### **Cheaper site maintenance**

The loader's wide tires provide lower ground pressure, minimizing damage when accessing paved areas.



# More productive

Stronger than its predecessor, the L200H High Lift can be equipped with higher capacity grapples and carry heavier loads. Featuring additional reinforcements, this is a machine designed to handle more cubic meters per hour.

## 13% larger grapple

Customize the machine for your application with a wide range of upgraded grapples. Building on our long heritage in manufacturing high-lift wheel loaders, we have developed our own range of reinforced, higher capacity grapples. Available up to 4.3m<sup>2</sup>, our grapples are optimized in both size and shape to facilitate easy filling.



## Stronger rotator unit

To help you reach any log on the stack, the rotator unit offers 360° rotation and a tilting function. The new design minimizes service requirements.



## Increased stability

The 875-type, low-profile tires as standard provide the extra stability needed for an increased load capacity, along with a long tire life. What's more, the upgraded dampening system on the rotator unit minimizes load swing and increases operator comfort.





# LIFT UP TO 27% MORE

Reap the rewards of a maximum 11.2-tonne lifting capacity, made possible by the new loading unit, which features a reinforced lift arm system, cross beam and rotator unit.



# Proven fuel efficiency

Building on the proven technology of its predecessor, the L200H High Lift delivers the superb levels of fuel efficiency you would expect from a Volvo machine.

## Reverse By Braking

Extend component life and increase operator comfort with Reverse By Braking – patented by Volvo. The braking function slows the machine by reducing engine rpm when the operator wants to change direction, automatically applying the service brakes, which eases machine operation and reducing stress on the drivetrain.



## Eco pedal

First introduced by Volvo, the eco pedal encourages economical machine operation by applying a mechanical push-back force in response to excessive use of the accelerator.



## Connected to efficiency

Fuel is one of the most significant operational costs and Fuel Efficiency Reports help to identify areas where improvements can be made. If you need further support putting insight into action, your Volvo dealer is on hand to help you develop a plan to deliver long-term efficiency gains.







# EFFICIENT PERFORMANCE

The gear shifting ratio has been optimized to adapt to the maximum expected workload, resulting in fast acceleration and smooth operation. Proven technologies such as OptiShift and lock-up transmission further enhance fuel efficiency.



# Load Assist NEW!

Gain access to a set of tools designed to unlock the full potential of your Volvo Wheel Loader, helping to boost the productivity, efficiency and profitability of your operation.

### Operator Coaching

As machines become more advanced, Operator Coaching helps to ensure that the Volvo Wheel Loader is used to its full potential. The tool provides real-time information and guidance to operators, helping them understand how their actions influence machine productivity and efficiency, as well as identifying areas for improvement in their operating technique.




### Tire Pressure Monitoring System

Optimize tire life and save time spent on machine inspections with the support of the Tire Pressure Monitoring System. The system monitors the pressure and temperature of both air-inflated and hydro-inflated tires, all from the comfort of the cab.



### Integrated rear-view

When installed, the rearview camera and radar detect system – which gives a visual and audible alert to the operator of unseen on-coming objects – are integrated into the Volvo Co-Pilot display.







See how  
it works ▶



# ON-BOARD WEIGHING

Eliminate overloading, underloading, reweighing and waiting times with the support of On-Board Weighing, providing real-time insights into the grapple's load and payload of the load receiver. A customizable alert notifies the operator if the grapple load exceeds a set limit, helping to maintain machine stability and jobsite safety.



# The operator's choice

Step inside the best cab on the market, equipped with new high-lift specific features to keep operators comfortable and productive.

## Precision control

Ensure precise control of the hydraulics from the specially designed multi-function lever. Operators can now easily tailor the joystick to their preferences from the convenience of their smartphone or tablet, via a password-protected Bluetooth connection.

## Comfort Drive Control

To reduce operator fatigue and improve productivity, Comfort Drive Control gives you the opportunity to steer the machine using a lever instead of the steering wheel – particularly effective for fast-paced truck unloading.



## More visibility

The optional front view camera provides visibility of what is happening at the front of the machine and on top of the stack, displayed on a dedicated in-cab monitor.

## Collision Mitigation System

The Collision Mitigation System has been developed to support the safe operation of Volvo Wheel Loaders. The optional system assists operators while working in reverse by automatically applying the brakes when the machine approaches an obstacle, helping to reduce the risk or consequences of collisions and enhance jobsite safety.







# COMFORTABLY PRODUCTIVE

The L200H High Lift truly provides the best operating experience in the industry. With a choice of seats – right up to the fully adjustable premium seat – and available with a 3-point seatbelt, operators will benefit from a spacious design, ergonomic layout and outstanding visibility.



# Log more time

Long service life, reduced maintenance requirements, straightforward access to service points and a range of complementary services help to keep maintenance costs down and uptime to a maximum.

## Reduced maintenance requirements

Keep time spent on maintenance to a minimum and stay working harder for longer, thanks to the maintenance free rotator unit and automatic lubrication system.



## Easy oil changes

Quick connectors make changing the hydraulic oil, transmission oil, engine oil and front axle oil fast and easy, while helping to avoid spillage and contamination.



## Staying cool

The external axle oil cooling system reduces axle temperature, increasing the lifetime of the axles and brakes, along with an axle oil filter which increases the axle oil change interval to 4 000-hours. A hydraulically-driven cooling fan regulates the temperature of vital components, securing long-lasting performance – the reverse functionality blows air in the opposite direction, to enable self-cleaning.



## Get connected, boost uptime

Maximize machine uptime and reduce repair costs with CareTrack telematic system. Choose to keep track of your machine yourself or let us take care of it with ActiveCare, providing 24/7 monitoring and weekly reports. ActiveCare is part of a portfolio of Uptime Services, including maintenance and repair agreements, extended warranties, and more.







# GREATER SERVICE ACCESS

For easy servicing, the Volvo cab can be tilted to either a 30° or 70° angle, combined with an electronically operated engine hood. Inspecting and cleaning the engine compartment is now even easier thanks to additional side handrails as well as easily removed and repositioned covers.



# Reaching new heights

## Superb fuel efficiency

- Optimized gear ratio for fast acceleration and smooth operation
- OptiShift - Reverse By Braking, Lock-up transmission
- Eco pedal
- Fuel Efficiency Report

## Load Assist NEW!

- On-Board Weighing
- Tire Pressure Monitoring System
- Operator Coaching
- Integrated rearview camera and optional radar detect system

## The operator's choice

- Customizable joystick via smartphone/Bluetooth
- Front-view camera (Option)
- Collision Mitigation System (Option)
- Adjustable premium seat with 3-points seatbelt (Option)
- Comfort Drive Control: lever-steering (Option)
- Operator Training Program

## Keep moving

- 4 000hr axle oil change intervals
- Reversible hydraulically-driven cooling fan
- Automatic lubrication system
- ActiveCare
- Genuine Volvo Parts, Maintenance and repair agreements

## Straightforward servicing

- Quick drain/fill connectors for hydraulics, transmission, engine and front axle
- Easier to inspect and clean the engine compartment thanks to additional handrails on both sides, electronically-operated engine hood and easy-to-remove/reposition covers
- Tilting cab
- Brake wear indicators located on the wheels
- Replaceable breather filters





## Lift up to 27% more

- Up to 11.2 tonne lifting capacity
- Range of Volvo grapples – Up to 13% larger (4.3m<sup>2</sup>)
- Stronger rotator unit with integrated dampening system
- Wide, low-profile tires

## A proven concept since 1974

- Lift arm system enabling log stacks up to 6.9 meters
- Faster travel on rough terrain
- Ability to operate on unpaved ground
- Minimize risk of damaging paved surfaces
- Log pusher (Option): up to 30% higher stack



# L200H High Lift in detail

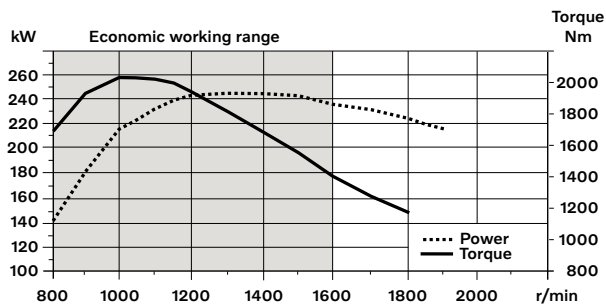
## Engine

V-ACT Stage II, 13 liter, 6-cylinder straight turbocharged diesel engine with 4 valves per cylinder, overhead camshaft and electronically controlled unit injectors. The engine has wet replaceable cylinder liners and replaceable valve guides and valve seats. The throttle applications is transmitted electrically from the throttle pedal or the optional hand throttle.

**Air cleaning:** Two-stage: Pre stage filter - primary filter.

**Cooling system:** Hydrostatic, electronically controlled fan and intercooler of the air-to-air type.

Engine	Volvo	D13F
Max. power at	r/min	1 300 - 1 400
ECE R120 net	kW	251
	hp	341
ISO 9249, SAE J1349 net	kW	250
	hp	340
Max. torque at	r/min	1 000
ECE R120 net	Nm	2 071
ISO 9249, SAE J1349 net	Nm	2 065
Economic working range	r/min	800 - 1 600
Displacement	l	128



## Brake system

**Service brake:** Volvo dual-circuit system with nitrogen-charged accumulators. Outboard-mounted fully hydraulic operated, fully sealed oil circulation-cooled wet disc brakes. The operator can select automatic disengagement of the transmission when braking, using Contronic.

**Parking brake:** Dry disc brake. Applied by spring force, electro-hydraulic release with a switch on the instrument panel.

**Secondary brake:** Dual brake circuits with rechargeable accumulators. One circuit or the parking brake fulfills all safety requirements.

**Standard:** The brake system complies with the requirements of ISO 3450.

Number of brake discs per wheel	1
Accumulators	1 2 x 1.0 + 1 x 0.5

## Electrical System

Central warning system:

Contronic electrical system with central warning light and buzzer for following functions: - Serious engine fault - Low steering system pressure - Over speed warning engine - Interruption in communication (computer fault) Central warning light and buzzer with the gear engaged for the following functions: - Low engine oil pressure - High engine oil temperature - High charge air temperature - Low coolant level - High coolant temperature - High crank case pressure - Low transmission oil pressure - High transmission oil temperature - Low brake pressure - Engaged parking brake - Fault on brake charging - Low hydraulic oil level - High hydraulic oil temperature - Overspeeding in engaged gear - High brake cooling oil temperature front and rear axles.

Voltage	V	24
Batteries	V	2 x 12
Battery capacity	Ah	2 x 170
Cold cranking capacity, approx	A	1 000
Alternator rating	W/A	2 280/80
Starter motor output	kW	7

## Drivetrain

**Torque converter:** Single-stage.

**Transmission:** Volvo countershaft transmission with single lever control. Fast and smooth shifting of gears with Pulse Width Modulation (PWM) valve. Torque converter with lockup.

**Transmission:** Volvo Automatic Power Shift (APS) with fully automatic shifting 1-4 and mode selector with 4 different gear shifting programs, including AUTO. Also equipped with Rimpull control to avoid wheel spin.

**Axles:** Volvo fully floating axle shafts with planetary hub reductions and nodular iron axle housing. Fixed front axle and oscillating rear axle. 100% differential lock on the front axle.

Transmission	Volvo	HTL 223
Torque multiplication, stall ratio		2.09:1
1st gear	km/h	6
2nd gear	km/h	13
3rd gear	km/h	24
4th gear	km/h	38

Note: 4th gear limited by ECU

Front axle/rear axle		AWB 40B
Rear axle oscillation	± °	13
Ground clearance	mm	540
at oscillation	°	13



## Cab

**Instrumentation:** All important information is centrally located in the operator's field of vision. Display for Contronic 3.0 monitoring system. Heater and defroster: Heater coil with filtered fresh air and fan with auto and 11 speeds. Defroster vents for all window areas.

**Operator's seat:** Operator's seat with adjustable suspension and retractable seatbelt. The seat is mounted on a bracket on the rear cab wall. The forces from the retractable seatbelt are absorbed by the seat rails. Standard: The cab is tested and approved according to ROPS (ISO 3471), FOPS (ISO 3449). The cab meets with requirements according to ISO 6055 (Operator overhead protection - Industrial trucks) and SAE J386 ("Operator Restraint System"). Refrigerant of the type R134a is used when this machine is equipped with air conditioning. Contains fluorinated greenhouse gas R134a, Global Warming Potential 1.430 t CO<sub>2</sub>-eq

Ventilation	m <sup>3</sup> /min	9
Heating capacity	kW	16
Air conditioning (optional)	kW	7.5

## Steering System

**Steering system:** Load-sensing, hydrostatic articulated steering.

**System supply:** The steering system has priority feed from a load-sensing axial piston pump with variable displacement.

**Steering cylinders:** Two double-acting cylinders.

Steering cylinders		2
Cylinder bore	mm	90
Rod diameter	mm	60
Stroke	mm	525
Working pressure	MPa	21
Maximum flow	l/min	252
Maximum articulation	± °	37

## Service Refill

**Service accessibility:** Large, easy-to-open hood covering whole engine department, electrically operated. Fluid filters and component breather air filters promote long service intervals. A quick-fit adapter on the hydraulic tank provides faster hydraulic oil fill. Possibility to monitor, log and analyze data to facilitate troubleshooting.

Fuel tank	l	366
Engine coolant	l	55
Hydraulic oil tank	l	156
Transmission oil	l	48
Engine oil	l	50
Axle oil front	l	46
Axle oil rear	l	55

## Lift Arm System

The Volvo high-lift arm system is a rugged and stable in-house design, with optimized visibility throughout the work cycle. The new lift arm design gives increased lift height and the possibility to rotate the grapple 360 degrees fully open at top position. The lift height is up to 6 meters under closed grapple. The lift arm system also integrates windshield protection.

Lift cylinders		2
Cylinder bore	mm	140
Piston rod diameter	mm	110
Stroke	mm	2 242
Tilt cylinder		2
Cylinder bore	mm	140
Piston rod diameter	mm	70
Stroke	mm	691

## Hydraulic system

**System supply:** Two load-sensing axial piston pumps with variable displacement. The steering function always has priority from one of the pumps.

**Valves:** Two main valves. Main valve 1: 2 spool control valve for lift- and tilt function. Main valve 2: 4 spool control valve for grapple, grapple tilt, rotator and log pusher (extra equipment).

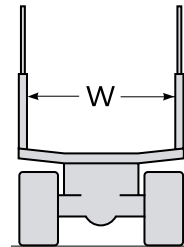
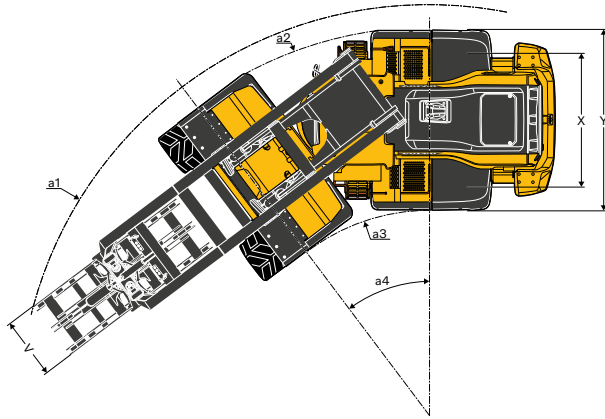
**Filter:** Full flow filtration through 10 micron (absolute) filter cartridge.

Working pressure maximum, pump 1	MPa	20
Working pressure maximum, pump 2	MPa	28
Pilot system	MPa	3.2 - 4.0
Lower, empty (top to bottom)	s	6

## Sound Level

Sound level in cab according to ISO 6396/SAE J2105		
L <sub>pA</sub>	dB	70
External sound level according to ISO 6395/SAE J2104		
L <sub>WA</sub>	dB	108

# Specifications



Tires: 875/65 R29\*

Rotating grapple, 360°, 4.3 m<sup>2</sup>, 54578540

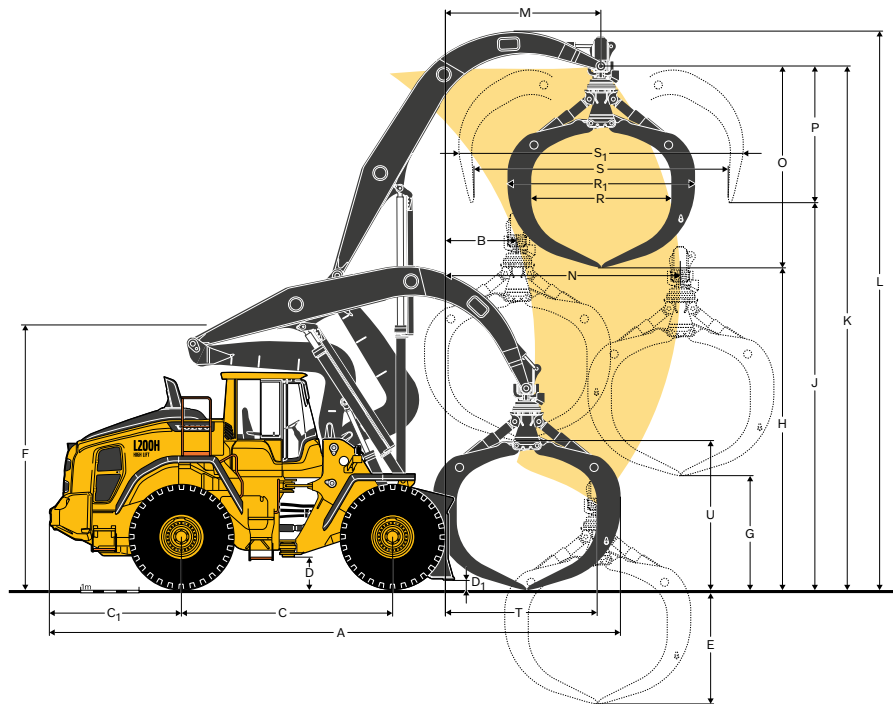
B	mm	1 210
C	mm	3 550
C <sub>1</sub>	mm	2 230
D	Ground clearance	540
D <sub>1</sub>	Ground clearance with log pusher	250
F	Min machine height with grapple tilted forward	4 790
K	mm	9 070
L	mm	9 630
M	mm	2 610
N	mm	3 970
T	mm	2 540
U	mm	2 500
X	mm	2 400
Y	mm	3 260
a <sub>1</sub>	mm	7 390
a <sub>2</sub>	mm	6 980
a <sub>3</sub>	mm	3 680
a <sub>4</sub>	°	± 37
Log pusher length**	mm	200

\* The 775/65 R29 tires affect the dimensions B, E, M, N, T by +70 mm and heights G, H, J, K, L by -70 mm.

\*\* The log pusher affects the length A by +200 mm and the lengths B, M, N by -200 mm.

Note: When unloading a vehicle, the log grapple's width (R) should be the same or less compared to the distance between the "stakes" (W) on the vehicle.





		Round shaped								Heart shaped
Tires: 875/65 R29										
Order no.		55019257	55019260	55019263	55019272	55019148	55019230	55019243	54578540	55019237
Clamping		Chain				Arms				Arms
Grapple area	m <sup>2</sup>	3.4	3.7	4	4.3	3.4	3.7	4	4.3	3.7
A	mm	9 620	9 680	9 740	9 770	9 620	9 680	9 740	9 770	9 680
E	mm	1 560	1 680	1 800	1 920	1 560	1 680	1 800	1 920	1 860
G	mm	2 250	2 130	2 010	1 890	2 250	2 130	2 010	1 890	1 950
H	mm	5 980	5 860	5 740	5 620	5 980	5 860	5 740	5 620	5 680
J	mm	6 890	6 830	6 770	6 710	6 890	6 830	6 770	6 710	6 740
O	mm	3 090	3 210	3 330	3 450	3 090	3 210	3 330	3 450	3 390
P	mm	2 180	2 240	2 300	2 360	2 180	2 240	2 300	2 360	2 330
R	mm	2 400	2 400	2 400	2 400	2 400	2 400	2 400	2 400	2 400
R <sub>1</sub>	mm	3 070	3 130	3 190	3 220	3 070	3 130	3 190	3 220	3 130
S	mm	3 730	3 950	4 160	4 370	3 730	3 950	4 160	4 370	4 210
S <sub>1</sub>	mm	4 300	4 500	4 700	4 900	4 300	4 500	4 700	4 900	4 410
V	mm	1 100	1 100	1 100	1 100	1 100	1 100	1 100	1 100	900
Grapple weight	kg	2 520	2 580	2 650	2 750	2 870	2 950	3 060	3 140	2 880
Max working load*	kg	11 150	11 090	11 030	10 920	10 800	10 730	10 620	10 540	10 790
Operating weight**	kg	36 300	36 360	36 420	36 520	36 650	36 720	36 830	36 910	36 650
Timber		x	x	x	x	x	x	x	x	
Shortwood (pulpwood)										x
Unloading against wall										x
Tire availability		775 & 875		875		775 & 875		875		775 & 875

\* Fully articulated, with tire deflection, boom retracted by ~750 mm with 875 tires and by ~850 mm with 775 tires.

\*\* Including liquid in rear tires.

Note: Log pusher increases operating weight by 970 kg. Radiator grille guard (WL86023) increases operating weight by 130 kg and increases the working load by 100 kg. Fire suppression system increases operating weight by 85 kg.

# Equipment

## STANDARD EQUIPMENT

### Engine

- Preheating of induction air
- Exterior radiator air intake protection
- Two stage air cleaner, pre-cleaner, primary and secondary filter
- Crankcase breather oil trap
- Reversible cooling fan
- Fuel filter
- Indicator for coolant level
- Fuel pre-filter with water trap
- Exhaust after-treatment system

### Drivetrain

- Automatic Power Shift
- Fully automatic gearshifting, 1-4
- PWM-controlled gearshifting
- Forward and reverse switch by hydraulic lever console
- Rimpull control
- Indicator glass for transmission oil level
- Differentials: Front, 100% hydraulic differential lock. Rear, conventional.
- OptiShift
- Lock-up first gear

### Electrical System

- 24 V, pre-wired for optional accessories
- Alternator 24V/80A/2280W
- Battery disconnect switch
- Fuel gauge
- Hour meter
- Electric horn
- Instrument cluster:
  - Fuel level
  - Transmission temperature
  - Coolant temperature
  - Instrument lighting
- Lighting:
  - Twin halogen front headlights with high and low beams
  - Parking lights
  - Double brake and tail lights
  - Turn signals with flashing hazard light function
  - Halogen work lights (2 front and 2 rear)

## STANDARD EQUIPMENT

### Contronic monitoring system

- Monitoring and logging of machine data
- Contronic display
- Fuel consumption
- Diesel Exhaust Fluid/AdBlue consumption
- Ambient temperature
- Clock
- Test function for warning and indicator lights
- Brake test
- Test function, sound level at max fan speed
- Warning and indicator lights:
  - Battery charging
  - Parking brake
- Warning and display message:
  - Regeneration
  - Engine coolant temperature
  - Charge-air temperature
  - Engine oil temperature
  - Engine oil pressure
  - Transmission oil temperature
  - Transmission oil pressure
  - Hydraulic oil temperature
  - Brake pressure
  - Parking brake applied
  - Brake charging
  - Overspeed at direction change
  - Axle oil temperature
  - Steering pressure
  - Crankcase pressure
  - Attachment lock open
  - Safety Belt Warning
- Level warnings:
  - Fuel level
  - Diesel Exhaust Fluid/AdBlue level
  - Engine oil level
  - Engine coolant level
  - Transmission oil level
  - Hydraulic oil level
  - Washer fluid level
- Engine torque reduction in case of malfunction indication:
  - High engine coolant temperature
  - High engine oil temperature
  - Low engine oil pressure
  - High crankcase pressure
  - High charge-air temperature
- Engine shutdown to idle in case of malfunction indication:
  - High transmission oil temperature
  - Slip in transmission clutches
- Keypad, background lit
- Start interlock when gear is engaged



---

**STANDARD EQUIPMENT**

---

**Hydraulic system**

Main valve, double acting 2-spool with hydraulic pilots

Variable displacement axial piston pumps (3) for:

1 Working hydraulics, Pilot hydraulics and Brake system

2 Working hydraulics, Pilot hydraulics, Steering and Brake system

3 Cooling fan and Brake system

Electro-hydraulic servo controls

Electronic hydraulic lever lock

Automatic boom kick-out

Automatic bucket positioner

Double-acting hydraulic cylinders

Indicator glass for hydraulic oil level

Hydraulic oil cooler

Boom suspension system

**Brake system**

Dual brake circuits

Dual brake pedals

Secondary brake system

Parking brake, electro-hydraulic

Brake wear indicators

Oil cooler and filter front & rear axle

**Cab**

ROPS (ISO 3471), FOPS (ISO 3449)

Single key kit door/start

Acoustic inner lining

Cigarette lighter, 24 V power outlet

Lockable door

Cab heating with fresh air inlet and defroster

Fresh air inlet with two filters

Automatic heat control

Floor mat

Dual interior lights

Interior rear-view mirrors

Dual exterior rear-view mirrors

Sliding window, right side

Tinted windshield glass

Retractable seatbelt (SAE J386)

Adjustable steering wheel

Storage compartment

Document pocket

Sun visor

Beverage holder

Windshield washer front and rear

Windshield wipers front and rear

Interval function for front and rear wipers

---

**STANDARD EQUIPMENT**

---

**Service and maintenance**

Automatic lubrication system

Engine oil remote drain and fill

Transmission oil remote drain and fill

Lubrication manifolds, ground accessible

Pressure check connections: transmission and hydraulic, quick-connects

Quick-fit hydraulic oil fill

Tool box, lockable

**External equipment**

Orange hand rails

Fenders, front and rear

Viscous cab mounts

Rubber engine and transmission mounts

Frame, joint lock

Vandalism lock prepared for

Engine compartment

Radiator grille

Lifting eyes

Tie-down eyes

Fabricated counterweight

Counterweight, pre-drilled for optional guards

**Other equipment**

Counterweight, logging

# Equipment

## OPTIONAL EQUIPMENT

### Engine

Air pre-cleaner, cyclone type  
 Air pre-cleaner, oil-bath type  
 Air pre-cleaner, turbo type  
 Engine auto shutdown  
 Engine delayed shutdown  
 Engine block heater  
 Fuel fill strainer  
 Fuel heater  
 Hand throttle control  
 Max. fan speed, hot climate  
 Radiator, corrosion-protected  
 Reversible cooling fan and axle oil cooler

### Tires

775/65 R29  
 875/65 R29

### Drivetrain

Speed limiter

### Electrical System

Anti-theft device  
 Emergency stop  
 Locking device, Tag out Lock out  
 Headlights, assym. left  
 License plate holder, lighting  
 Rear vision system, colour LCD monitor in the cab  
 Reduced function working lights, reverse gear activated  
 Reverse alarm, audible  
 Reverse alarm, audible, multi-frequency  
 Reverse warning light, strobe lighting  
 Side marker lamps  
 Warning beacon LED  
 Warning beacon LED automatic  
 LED Head Light  
 LED tail light  
 LED working lights, attachments  
 LED working lights on cab, front and rear  
 LED working lights on cab, front, 2 alt. 4 LED lamps  
 LED working lights on cab, rear, 2 alt. 4 LED lamps  
 LED working lights, rear in grille, 2 LED lamps  
 LED working lights, front above head lamps, 2 LED lamps  
 LED work lights, side on cab, 4 LED lamps  
 LED work lights, attachments, 6 LED lamps  
 LED light packages  
 Working lights halogen, attachments  
 Working lights on cab halogen, front and rear  
 Working lights on cab halogen, rear  
 Electrical distribution unit 24 volt  
 Radar detect system  
 Jump start connector, NATO-Type

## OPTIONAL EQUIPMENT

### Hydraulic system

Hydraulic fluid, biodegradable, Volvo  
 Hydraulic fluid, fire-resistant  
 Hydraulic fluid, for hot climate

### Brake system

Stainless steel, brake lines

### Cab

Anchorage for Operator's manual  
 Automatic Climate Control, ACC  
 ACC control panel, with Fahrenheit scale  
 Asbestos dust protection filter  
 Ashtray  
 Cab air pre-cleaner, cyclone type  
 Carbon filter  
 Cover plate, under cab  
 Lunch box holder  
 Volvo Armrest, operator's seat, left  
 Operator's seat, Volvo air susp, heavy-duty, high back, heated  
 Operator's seat, (air seat std) 2-point seat belt  
 Operator's seat, (air seat std) 3-point seat belt  
 Operator's seat, Premium Comfort ISRI  
 Operator's seat, Premium Comfort ISRI 3-point seat belt  
 Radio installation kit incl. 12 volt outlet, left side  
 Radio installation kit incl. 12 volt outlet, right side  
 Radio (with AUX, Bluetooth and USB connection)  
 DAB Radio  
 Subwoofer  
 Steering wheel knob  
 Sun blinds, rear windows  
 Sun blinds, side windows  
 Timer cab heating  
 Window, sliding, door  
 Universal door/ignition key  
 Remote door opener  
 Forward view mirror  
 Cab heater power outlet 240V  
 Delayed Engine Shutdown

### Service and maintenance

Oil sampling valve  
 Refill pump for grease to lube system  
 Tool kit  
 Wheel nut wrench kit  
 Quick engine oil change  
 Cleaner kit, with air blow gun  
 ROX, rapid oil exchange pump  
 CareTrack, GSM, GSM/Satellite  
 Telematics, Subscription



---

**OPTIONAL EQUIPMENT**

---

**Protective equipment**

- Belly guard rear
- Belly guard rear, oil pan
- Center hinge and rear frame guard
- Cover plate, rear frame
- Cab roof, heavy-duty
- Guards for front headlights
- Guards for radiator grill
- Guards for tail lights
- Windows, side and rear guards

**External equipment**

- Cab ladder, rubber-suspended
- Fire suppression system
- Handles on counterweight
- Counterweight, signal painted, chevrons
- Mudguards, full cover wideners and prot. Included
- Tow hitch

---

**OPTIONAL EQUIPMENT**

---

**Other equipment**

- CE-marking
- Comfort Drive Control (CDC)
- Secondary steering with automatic test function
- Sound decal, EU
- Sound decal, USA
- Reflecting stickers (decals), machine contour
- Reflecting stickers (stripes), machine contour Cab
- Option for machines without dinitrol
- Noise reduction kit, exterior
- Sign, slow moving vehicle
- Sign, 50 km/h

**Attachments**

- Log grapples

**SELECTION OF VOLVO OPTIONAL EQUIPMENT****Log pusher****Load Assist suite of tools****Front-view camera****Fire Suppression System****LED light packages****Air pre-cleaner**

Not all products are available in all markets. Under our policy of continuous improvement, we reserve the right to change specifications and design without prior notice. The illustrations do not necessarily show the standard version of the machine.

**V O L V O**