

Volvo Construction Equipment
Building Tomorrow



DEMOLITION

Volvo Construction Equipment



A construction site at sunset. In the foreground, a Volvo excavator is silhouetted against the bright orange and yellow sky. In the background, several cranes are visible against the sky, and a building under construction is partially visible. The overall scene is hazy and atmospheric.

WELCOME TO OUR WORLD

Welcome to a world of industry leading machinery. A world where imagination, hard work and technological innovation will lead the way towards developing a future which is cleaner, smarter, and more connected. A world supported by the enduring values of the Volvo Group. A world of stability, sustainability and innovation. A world which we put our customers at the heart of.

Welcome to the world of Volvo Construction Equipment – we think you're going to like it here.

Working harder, working smarter

For over 180 years Volvo has been a pioneer in the design and manufacture of machines which set the standard for efficiency, performance and uptime. Across our range of excavators, wheel loaders and haulers, our reputation for engineering excellence is unrivalled, which means whatever your operation or application, we can provide a total fleet solution to help you succeed.

Building on our proud history, the Volvo Concept Lab continues to create cutting-edge ideas and innovative concepts, to ensure we offer customers machines which work harder and smarter long into the future.



Solutions for you

Our industry leading machines are just the start of your relationship with Volvo. As your partner, we have developed an extensive range of additional solutions to help you improve uptime, boost productivity and reduce costs.

Designed for your business

Structured across nine blocks, our portfolio of products and services are designed to complement your machine's performance and boost your profitability. Simply put, we offer some of the best guarantees, warranties and technological solutions in the industry today.

There when you need us

Whether you're buying new or used, our global network of dealers and technicians offer around-the-clock support, including machine monitoring and world-class parts availability. It's the basis of everything offered by Volvo Services, so you can be confident we've got you covered right from the start.

BUILDING TOMORROW

Safe and sound

Volvo high reach excavators are built to ensure maximum safety in all demolition applications. A sturdy frame and cab offer ultimate protection against the falling debris that is common in demolition projects, and a wide, clear view of the jobsite provides excellent visibility for enhanced safety.

Rear-view and side-view cameras

Offering the driver a complete view of the jobsite, rear- and side-view cameras ensure the machine is operated safely at all times.



Cradles, working platform and rails

Cradles, working platforms and rails increases safety when assembly or disassembly is taking place for switching applications, in transportation and when carrying out maintenance.



LEXAN window on roof with washer/wiper system

A roof LEXAN window protects the operator underneath from falling objects for increased safety and upwards visibility. The window can be washed by a washer and wiper system that can be operated by a front window switch.



Total moment indicator

For ultimate safety in demanding operations, a Total moment indicator warns the operator if the machine approaches the maximum safe working load.





FRAME-MOUNTED FALLING OBJECT GUARD (FOG)

A frame-mounted Falling Object Guard ensures safety when there is a greater risk of the cab being struck by falling debris. The wide open-able front guard facilitates cleaning.



Model	High Reach		Mid-Reach	
	Max. Pin Height	Max. Tool Weight	Max. Pin Height	Max. Tool Weight
EC380E	23 m	3 tonnes	15.3 m	4 tonnes
EC480E	28 m	3.5 tonnes	15.8 m	5 tonnes
EC750E	26/36 m	5/3.6 tonnes	18 m	6.5 tonnes

INCREASED TOOL WEIGHT AND PIN HEIGHT

For better productivity the machine's structure and hydraulic system have been optimized to carry heavier attachments, giving you more value for money. The maximum pin height has been increased to widen your working range and maximize productivity.

Bringing down the house

The EC380EHR, EC480EHR and EC750EHR are equipped with the latest innovations to increase your productivity. These machines are designed to make your working day worth more, and a robust structure, heavy tool weight and outstanding hydraulics ensure a strong performance in even the toughest of demolition projects.

Volvo's unique initial set up solution

Easy unloading, hydraulic track extension and Volvo's quick boom assembly system take all the heavy lifting out of getting these machines work ready. Full commissioning is a quick job - mostly from the comfort and safety of the cab.



Water spray system

Volvo offers a complete dust suppression solution with a 30 lpm hydraulic lifting pump, which can eliminate the need of a separate truck for pumping water. Four nozzles, two on each side of the arm, provides a fine mist that encapsulates the dust and the system can also be used for cleaning the machine with the high pressure water gun mounted behind the cab.



Stable undercarriage designed for demolition

The stable undercarriage designed for demolition has improved working range across all 360° positions, for less repositioning of the machine to maximize production efficiency. For easy operation, the extendable undercarriage allows the operator to effortlessly retract the undercarriage for transportation and expand it for ultimate stability when arriving at the worksite.



Reach for the sky

Knock demolition down to size with the Multi-Demolition (MD) boom, engineered to offer more options and reach for Volvo excavators and high reach excavators. When fitted in the straight position, the MD boom adds 3.4m to the pin height – enabling the MD boom to carry up to five tonnes. When fitted in the bent position, the MD boom allows a pin depth of up to 7.0m, making it ideal for underground demolition jobs.



Heavy-duty demolition

Volvo CE is dedicated to producing the ultimate in heavy-duty demolition machinery. Purpose-built to suit the needs of this demanding task, these high reach excavators are equipped with robust components and a powerful engine to ensure you can keep working shift after shift.

Heavy-duty protection

Heavy duty protection options give more protection to the machine, keeping it in good condition for longer. A range of durable and robust components and parts can be added for machine longevity and performance.



Service Network

Volvo's team of experts is always ready to help using local knowledge and global experience. With our extensive infrastructure of technicians, workshops and dealers, Volvo CE has a comprehensive network to fully support you at all times.



Robust frame, boom and arm

The robust frame, heavy-duty boom and arm increases reliability and machine uptime, even in severe applications. Steel strips are welded under the arm to further increase protection and various boom and arm configurations are available.



Volvo D13 Stage V engine

The latest generation Volvo Stage V engine fully meets the demands of the latest emissions regulations. Featuring Volvo Advanced Combustion Technology (V-ACT), this engine is designed to deliver superior performance and fuel efficiency. The engine uses precise, high pressure fuel injectors, turbo charger, an air-to-air intercooler and electronic engine controls to optimize machine performance.





PURPOSE BUILT FOR DEMOLITION

The Volvo-designed high-reach demolition machines are produced in Volvo's industry-leading manufacturing facilities and are fully supported by Volvo's global service and spare parts network – increasing machine uptime.

Built to demolish

Safe cradles with working platforms and rails

Cradles, working platforms and rails increases safety when assembly or disassembly is taking place.



Modular Boom Solution

The hydraulic modular joint uses a hydraulic lock mechanism to release digging equipment and change from high reach to backhoe configuration.



Total Moment Indicator

A total moment indicator warns the operator if the machine approaches the maximum safe working load.

Straight and conventional boom

Easy to change from the Ultra High Reach boom and arm to a standard configuration or a straight boom.

Hands on tilt

The hands-on tilt function, allows the operator to focus on getting the work done, increasing productivity and operator comfort.





High Visibility Cab

The Volvo high visibility cab – designed specifically for high reach demolition – ensures higher productivity

Front-end camera and dedicated in-cab monitor

Two demolition arm mounted cameras give a thorough view of the attachment, which helps efficient and safe operation.

Tilting cab

The standard tilting cab pivots up to 30 degrees for enhanced visibility and reduced fatigue on high-reach jobs.



Extendable Undercarriage

Volvo's unique sliding tube design on the retractable undercarriage is exceptionally durable, and provides a wide stance for increased safety and better productivity.



Maximize productivity


Fitting the Volvo demolition machines with the extension and the digging boom increases the versatility and productivity.

Dust Suppression

Four nozzles provides a fine mist that encapsulates the dust and can clean your machine.

Heavy-duty protection

Heavy duty protection options give more protection to the machine, keeping it in good condition for longer



VOLVO CARE CAB

The Volvo high visibility cab – designed specifically for high reach demolition – ensures higher productivity. The high comfort cab features conveniently positioned controls and in-cab LCD display for enhanced ease of operation. For increased safety, our Volvo Care Cab is equipped with laminated front and right hand windows..

A vision for demolition

These high reach excavators are equipped with a Volvo cab that has been designed to offer industry-leading levels of comfort. A high visibility cab and carefully placed cameras ensure operators have a clear view of the jobsite at all times, for the ultimate safe, productive working environment.


Guaranteed durability

Increase your uptime using heavy-duty front and rear frames, hitch and wet disk brakes. Volvo proven durability and the support of extensive warranty options means you never need to worry about getting the job done. Strength and durability are hallmarks of the Volvo articulated hauler.



Over fifty years strong

Fifty years and fifty tonnes later, Volvo is the world's leading manufacturer of articulated haulers. We invented the concept and have been developing and building these machines for over 50 years – it has come a long way from its original 10 tonne articulated hauler. With proven success over the years, the machines include innovative technology and the renowned Volvo engine.



Service access

With industry-leading access, servicing your machine is quick and easy. The front grill swings down, opening a service platform with anti-slip steps. The electric hood opens to 90 degrees, allowing full and safe access to the engine compartment.



Volvo dealer network

The exclusive Volvo dealer network is there to support you whenever you need it. Volvo offers a number of services, local knowledge and global experience, including telematics machine monitoring – CareTrack™ and MATRIS™ – as well as superb parts availability.



A versatile demolition addition

These Volvo high reach excavators are a versatile addition to your demolition fleet. Compatible with a wide range of Volvo attachments and built to work both a variety of boom types, these machines are the ideal partner for all demolition projects.

Auxiliary hydraulics and dedicated drain lines

To achieve the correct flow and superior pressure for hydraulic attachments such as mowers, grinders, shears, crushers and tilt rotators, the machine can be factory fitted with a wide variety of hydraulic lines, using breaker and shear piping as well as rotator piping for an improved working environment.



Attachments Management System

The attachment management system – controlled through the monitor – stores the settings for up to 20 different hydraulic attachments for ease of operation. Depending on the hydraulic options configured, the management system can store flow, maximum pressure, one or two-way flow, push, toggle and/or proportional control. The system offers password protection, whereby only approved personnel can set up or alter the attachment parameter settings.



Straight & conventional boom

An innovative design makes it easy to change from the Ultra High Reach boom and arm to a standard configuration or a straight boom, so your excavator will stay busy even when you don't have high-reach projects.



Volvo Quick Couplers

Volvo offers a full range of quick couplers, including its dedicated S-type coupler, that are perfectly matched to Volvo's bucket range to ensure high break-out forces at all times. The Volvo universal quick coupler picks up a variety of attachments from various manufacturers. All Volvo quick couplers meet the latest safety regulations.





VOLVO PATENTED MODULAR BOOM SYSTEM

For ultimate versatility, the innovative hydraulic modular joint uses a hydraulic lock mechanism to release digging equipment and change from high reach demolition boom to a standard configuration.

Ultimate demolition

Side impact protection

The bolt-on side impact protection system protects the superstructure from damage.

Heavy-duty protection

Heavy duty protection options give more protection to the machine, keeping it in good condition for longer.

Falling object guard

A frame-mounted falling object guard protects the operator and cab from falling debris, enhancing safety and machine uptime.

Swing-ring protection

Swing-ring protection guard protects the swing ring bearing seal and grease piping from damage by rebar, timber or other debris.



Attachment management

The password protected attachment management system stores settings for up to 20 different hydraulic attachments.

Cylinder guards

Steel bucket and boom cylinder guards protect rods, cylinders, HRVs and piping from falling objects.

Auxiliary hydraulics and dedicated drain lines

The machine can be factory fitted with a wide variety of hydraulic lines, using breaker and shear piping as well as rotator piping.

Track-chain guards

Full-length track-chain guards keep out demolition debris and prevent rebar and other sharp objects from lodging in the tracks.



Cooling fan

The hydraulically-driven, electronically controlled cooling features a reversible functionality to enable self-cleaning of the cooling units.

Micro-mesh screen

A micro-mesh screen on the doors and engine cowl keeps out particles and boosts engine performance.

Double-thickness side doors

Double-thickness side doors on both sides of the superstructure protect coolers and pumps in the event of a side impact.

AdBlue®

Volvo offers a total AdBlue solution that is quality assured, cost efficient and easily accessible. Contact your Volvo dealer for more information.


Cleaning air gun

Volvo now offers a unique, optional air compressor system, which can be used to clean the cab whenever necessary.

Demolition, recycling and waste applications

Presenting a full range of:

Crawler Excavators, Wheeled Excavators, Wheel Loaders, and Volvo Services for superior operator safety, performance and controllability in demolition, recycling and waste applications.





Not all products are available in all markets. Under our policy of continuous improvement, we reserve the right to change specifications and design without prior notice. The illustrations do not necessarily show the standard version of the machine.

VOLVO

Volvo Construction Equipment

volvoce.com